



**District Report Card: 2017**


<b>State:</b> Punjab	<b>District:</b> Muktsar
<b>Class:</b> 8	<b>Subject:</b> Language
<b>Schools:</b> 51	<b>Students:</b> 1023


**Participation/Coverage**


**Students**

 GENDER	Boys		Girls	
	Number	%	Number	%
	497	48.58	526	51.42

 AREA	Rural		Urban	
	Number	%	Number	%
	930	90.91	93	9.09

 CATEGORY	SC		ST		OBC		GEN	
	Number	%	Number	%	Number	%	Number	%
	777	75.95	1	0.10	122	11.93	123	12.02

 CWSN	LD	VI	HI	S&LD	ID	Oth
	0	3	3	10	1	41

 Management	Government		Government-aided	
	Number	%	Number	%
	1023	100.00	0	0.00

**Average Performance of Students in Language (%)**

Overall	Gender		Area		Management		Social Group			
	Male	Female	Rural	Urban	Govt.	Aided	SC	ST	OBC	GEN
51.49	47.47	55.29	51.56	50.82	51.49	0.00	50.18	6.67	55.03	56.59

## Performance on Learning Outcomes (LOs)

Learning Outcomes	Description	Average Performance(%)
L813	Read textual/non-textual materials with comprehension and identifies the details, characters, main idea and sequence of ideas and events while reading	51.49

Range of Performance of Students who Answered Correctly							
Below 30%		30% - 50%		50% - 75%		Above 75%	
Number	%	Number	%	Number	%	Number	%
183	17.89	293	28.64	400	39.10	147	14.37

## Lowest Performing Learning Outcomes (LOs)

1 - Read textual/non-textual materials with comprehension and identifies the details, characters, main idea and sequence of ideas and events while reading (51.49)